

# Maximizing your storage space

HiStore is a floor-to-ceiling storage system, based around a range of standard components but customised to fit exactly into whatever space you have available. It enables you to fully utilise the entire height of your office for storage.

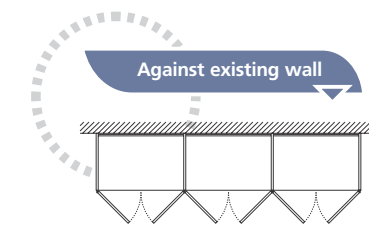
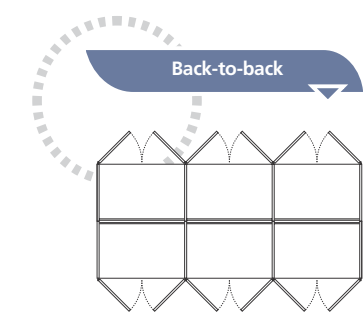
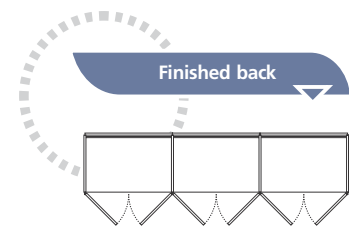
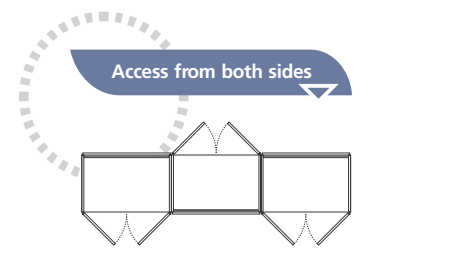
HiStore may be installed against an existing wall, specified with a finished back to create a wall, installed back-to-back to provide storage on both sides, and even installed with one portion of a run opening on to one side and one portion opening the other side – providing storage on both sides of a single-thickness HiStore 'wall'.

#### Wide Choice Of Finishes

HiStore is offered with facing panels in all the standard Sven Christiansen finishes, in both MFC (melamine) and natural wood veneers so you can specify HiStore to complement all interior colour schemes, and also match to any of the Sven Christiansen desking ranges. Ebony detail lines and exotic burr veneer inlays may also be specified.

#### Bespoke Variations

HiStore is always 'customised' for each individual installation, using standard components that are tailored to fit. Over and above this we can create variations on standard components, or wholly bespoke units.



## Standard Finish Options

Veneer finishes		MFC finishes	
			
Light Oak	Maple	Oak MFC	Beech MFC
			
Cherry	American Walnut	Maple MFC	Cherry MFC
			
Rose Walnut		Grey	

Ebony detail lines and exotic burr veneers are also available. Details on request.



24, Andover Road, Cheltenham, Glos. GL50 2TJ

Tel: 01242 251779 Fax: 01242 251143

E: [enquiries@severn furnishing.co.uk](mailto:enquiries@severn furnishing.co.uk)

[www.severn furnishing.co.uk](http://www.severn furnishing.co.uk)

HiStore Brochure-000-2007-Severn

## HiStore



Oak veneer. Matching Fulcrum 38+ reconfigurable tables.



Maple MFC.

## Fittings



Half shelf with coat rail



Lateral filing frames

Roll out reference shelf

Roll out filing frame



Wooden Shelf

Pigeonholes (partition shelves)

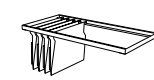
Roll out box drawer



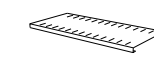
Metal combination shelf (incorporating lateral file frame)

Slotted metal shelf fitted dividers

Roll out filing frame



Lateral & print-out filing rail  
800mm/1000mm



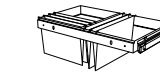
Metal slotted shelf (accepts metal dividers)  
800mm/1000mm



Roll out reference shelf  
All widths



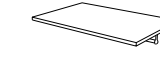
Metal combination shelf  
800mm/1000mm



Roll out filing frame, A4/foolscap  
800mm/ 1000mm



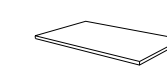
Metal dividers  
200mm height



Half shelf with coat rail  
All widths



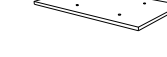
Roll out box file drawer  
foolscap  
800mm/ 1000mm



Timber Shelf  
All widths



Partition dividers  
108mm/220mm height



Partition shelf  
All widths

## External Appearance

All of the fittings may be concealed behind 170° hinged doors or side-opening tambours in slate or zinc. Alternatively, roll out filing frames may be fitted with drawer fronts so that individual filing drawers may be accessed without having to open doors first.

Glass doors may also be specified or sections left open, either providing open shelving, or space for a whiteboard, projector screen or plasma display.

Individual bays are available in widths of 400mm, 500mm, 800mm and 1000mm. All bays are fitted with adjustable shelf track to enable shelves to be fitted wherever desired: the 800mm and 1000mm wide bays may also be fitted with a comprehensive range of other storage fittings. These include roll-out filing frames, lateral filing frames, 'pigeonhole' units and a variety of both timber and metal shelves.



Steamed Beech veneer with ebony detail line. Matching Fulcrum 38+ conference table on wing bases.



Cherry veneer with ebony detail line. Matching Fulcrum 38+ reconfigurable tables fitted pop-up power & data modules.



Maple MFC. Matching Ambus-3 corner desk.

## Specifying and Pricing

Your Sven Christiansen distributor can help you to work out what units will fit best into the space(s) you have available, and draw up a specification for the closures and internal fittings you require. From this they will be able to provide a guide price which will include an allowance for the infill sections and on-site work required. Once an order has been placed a formal Sven Christiansen survey will be arranged to confirm measurements and check for any site-specific requirements or conditions, plus any factors that might affect cost.

## Made To Fit

You may specify whatever combination of wood and glass doors, filing drawers and open shelving you desire. Whatever height remains up to the ceiling will be filled with a pelmet section and shadow strip, creating a floor-to-ceiling wall of storage. Any shortfall in width may be filled with a custom-sized infill section.



Beech MFC, fitted side opening tambour doors.



Cherry veneer. Matching Fulcrum 38+ reception desk.



Oak MFC



Oak MFC